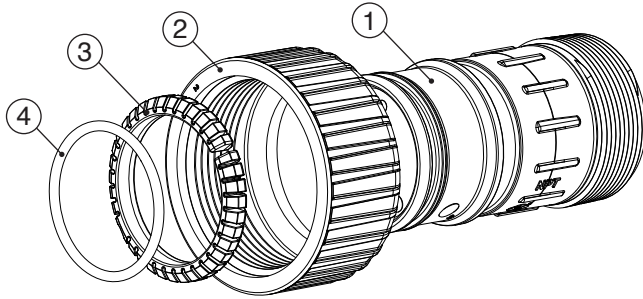


Clack Order No. V4460-01
Description: WS2P QC to NPT Fitting Kit

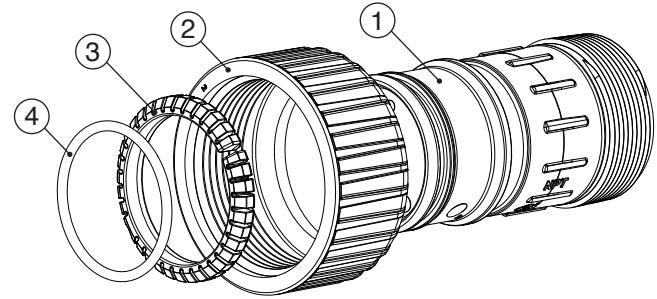
Drawing No.	Order No.	Description	Quantity
1	V4415	WS2P QC TO NPT FITTING	2
2	V4417	WS2P QC NUT	2
3	V4418	WS2P SPLIT RING	2
4	V3441	O-Ring 226	2



Form No. V3215-33 • 7/8/2020

Clack Order No. V4460-01
Description: WS2P QC to NPT Fitting Kit

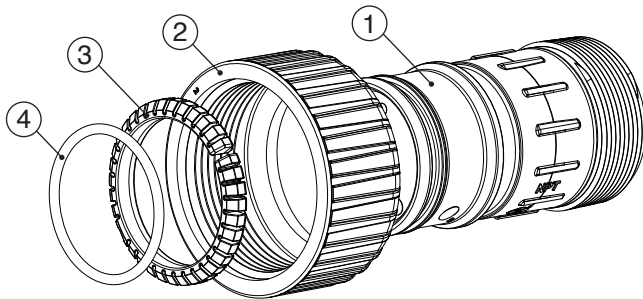
Drawing No.	Order No.	Description	Quantity
1	V4415	WS2P QC TO NPT FITTING	2
2	V4417	WS2P QC NUT	2
3	V4418	WS2P SPLIT RING	2
4	V3441	O-Ring 226	2



Form No. V3215-33 • 7/8/2020

Clack Order No. V4460-01
Description: WS2P QC to NPT Fitting Kit

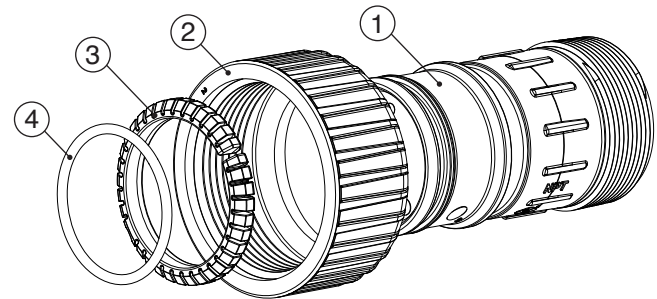
Drawing No.	Order No.	Description	Quantity
1	V4415	WS2P QC TO NPT FITTING	2
2	V4417	WS2P QC NUT	2
3	V4418	WS2P SPLIT RING	2
4	V3441	O-Ring 226	2



Form No. V3215-33 • 7/8/2020

Clack Order No. V4460-01
Description: WS2P QC to NPT Fitting Kit

Drawing No.	Order No.	Description	Quantity
1	V4415	WS2P QC TO NPT FITTING	2
2	V4417	WS2P QC NUT	2
3	V4418	WS2P SPLIT RING	2
4	V3441	O-Ring 226	2



Form No. V3215-33 • 7/8/2020

Clack Order No. V4460-01
Description: WS2P QC to NPT Fitting Kit

HYDROCARBONS SUCH AS VASELINE®, PETROLEUM JELLY, KEROSENE, BENZENE, GASOLINE, ETC., WILL DAMAGE PRODUCTS THAT CONTAIN O-RINGS OR PLASTIC COMPONENTS. EXPOSURE TO SUCH HYDROCARBONS MAY CAUSE THE PRODUCTS TO LEAK. DO NOT USE CLACK CONTROL VALVE PRODUCT(S) ON WATER SUPPLIES THAT CONTAIN HYDROCARBONS SUCH AS KEROSENE, BENZENE, GASOLINE, ETC.

Fitting Installation Instructions:

- Installation fittings are designed to accommodate minor plumbing misalignments, but are not designed to support the weight of a system or the plumbing.
- Teflon tape must be used on the fitting threads.
- Slide nut on first, then the split ring and o-ring.
- Hand tighten the nut only.



This product is Tested and Certified by NSF International against NSF/ANSI 44 for material and structural integrity requirements and NSF/ANSI/CAN Standard 61 for material requirements and NSF/ANSI 372.

Form No. V3215-33 • 7/8/2020

Clack Order No. V4460-01
Description: WS2P QC to NPT Fitting Kit

HYDROCARBONS SUCH AS VASELINE®, PETROLEUM JELLY, KEROSENE, BENZENE, GASOLINE, ETC., WILL DAMAGE PRODUCTS THAT CONTAIN O-RINGS OR PLASTIC COMPONENTS. EXPOSURE TO SUCH HYDROCARBONS MAY CAUSE THE PRODUCTS TO LEAK. DO NOT USE CLACK CONTROL VALVE PRODUCT(S) ON WATER SUPPLIES THAT CONTAIN HYDROCARBONS SUCH AS KEROSENE, BENZENE, GASOLINE, ETC.

Fitting Installation Instructions:

- Installation fittings are designed to accommodate minor plumbing misalignments, but are not designed to support the weight of a system or the plumbing.
- Teflon tape must be used on the fitting threads.
- Slide nut on first, then the split ring and o-ring.
- Hand tighten the nut only.



This product is Tested and Certified by NSF International against NSF/ANSI 44 for material and structural integrity requirements and NSF/ANSI/CAN Standard 61 for material requirements and NSF/ANSI 372.

Form No. V3215-33 • 7/8/2020

Clack Order No. V4460-01
Description: WS2P QC to NPT Fitting Kit

HYDROCARBONS SUCH AS VASELINE®, PETROLEUM JELLY, KEROSENE, BENZENE, GASOLINE, ETC., WILL DAMAGE PRODUCTS THAT CONTAIN O-RINGS OR PLASTIC COMPONENTS. EXPOSURE TO SUCH HYDROCARBONS MAY CAUSE THE PRODUCTS TO LEAK. DO NOT USE CLACK CONTROL VALVE PRODUCT(S) ON WATER SUPPLIES THAT CONTAIN HYDROCARBONS SUCH AS KEROSENE, BENZENE, GASOLINE, ETC.

Fitting Installation Instructions:

- Installation fittings are designed to accommodate minor plumbing misalignments, but are not designed to support the weight of a system or the plumbing.
- Teflon tape must be used on the fitting threads.
- Slide nut on first, then the split ring and o-ring.
- Hand tighten the nut only.



This product is Tested and Certified by NSF International against NSF/ANSI 44 for material and structural integrity requirements and NSF/ANSI/CAN Standard 61 for material requirements and NSF/ANSI 372.

Form No. V3215-33 • 7/8/2020

Clack Order No. V4460-01
Description: WS2P QC to NPT Fitting Kit

HYDROCARBONS SUCH AS VASELINE®, PETROLEUM JELLY, KEROSENE, BENZENE, GASOLINE, ETC., WILL DAMAGE PRODUCTS THAT CONTAIN O-RINGS OR PLASTIC COMPONENTS. EXPOSURE TO SUCH HYDROCARBONS MAY CAUSE THE PRODUCTS TO LEAK. DO NOT USE CLACK CONTROL VALVE PRODUCT(S) ON WATER SUPPLIES THAT CONTAIN HYDROCARBONS SUCH AS KEROSENE, BENZENE, GASOLINE, ETC.

Fitting Installation Instructions:

- Installation fittings are designed to accommodate minor plumbing misalignments, but are not designed to support the weight of a system or the plumbing.
- Teflon tape must be used on the fitting threads.
- Slide nut on first, then the split ring and o-ring.
- Hand tighten the nut only.



This product is Tested and Certified by NSF International against NSF/ANSI 44 for material and structural integrity requirements and NSF/ANSI/CAN Standard 61 for material requirements and NSF/ANSI 372.

Form No. V3215-33 • 7/8/2020